

# Performance Review 2004



## RENT COMPARISONS - AS AT MARCH 2004

### Birmingham

Registered Social Landlord	Average Net Rents (£) (excluding service charges)					
	Bed Sit	1 Bed	2 Bed	3 Bed	4+ bed	All
Bournville Village Trust (Birmingham)	48.54	52.04	60.40	66.11	74.34	61.36
Focus HA	46.84	50.04	55.03	62.54	71.20	56.96
Midland Area HA	45.96	55.88	59.47	67.63	75.95	61.48
Waterloo HA	47.38	50.49	57.53	63.77	73.07	57.50
Mercian HA	48.51	50.72	57.06	64.35	72.02	56.37

### Shropshire

Registered Social Landlord	Average Net Rents (£) (excluding service charges)				
	1 Bed	2 Bed	3 Bed	4+ bed	All
Bournville Village Trust (Shropshire)	59.56	63.66	66.48	64.21	64.06
Beth Johnson HA	51.78	60.83	66.37	71.07	60.87
Bromford HA	50.50	59.84	64.54	68.58	60.26
Wrekin Housing Trust	45.31	52.14	57.10	64.97	53.28

### Redditch

Registered Social Landlord	Average Net Rents (£) (excluding service charges)	
	1 Bed	2 Bed
Bournville Village Trust	57.77	60.62
Bromford HA	50.52	60.70
The Guinness Trust	50.72	55.84

### Bromsgrove

Registered Social Landlord	Average Net Rents (£) (excluding service charges)
Bournville Village Trust	67.53
Focus HA	76.09
Servite Houses	67.50

### Wychavon

Registered Social Landlord	Average Net Rents (£) (excluding service charges)
Bournville Village Trust	59.74
Bromford HA	59.76
Sanctuary HA	60.49
Touchstone HA	68.16

### BOURNVILLE ALMSHOUSE TRUST

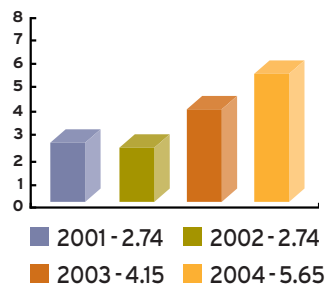
Bournville Almshouse Trust provided 4 tenancies in 2004. 2 of these were white and 2 were from a black or minority ethnic community. 1 was from the Trust's waiting list, 1 was a council nomination and 2 were internal transfers. 2 households were made up of single people and 2 were two adult households. No household was previously classed as homeless.



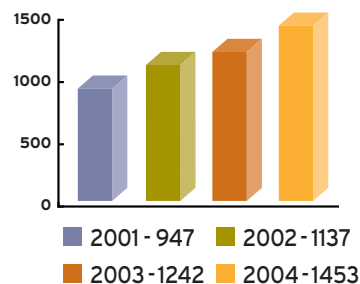
## OUR HOUSING AND ESTATE INVESTMENT

In 2004 we spent over £5 million on the Bournville estate and Trust properties. This section shows some of the main areas the money was spent on:

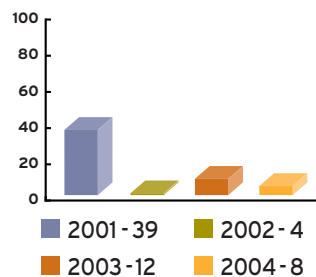
### DEVELOPMENT SPENDING £ MILLION



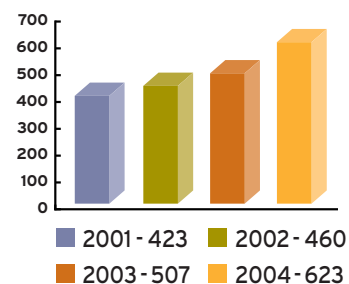
### AVERAGE MAINTENANCE SPEND PER UNIT £



### HOMES PRODUCED



### AVERAGE MANAGEMENT SPEND PER UNIT £



RENT COLLECTED £	BVT Birmingham and Shropshire	Bournville Almshouse Trust
Total receivable rent in 2004 (including service charges)	9,788,988	294,779
Total rent collected in 2004	9,661,713	289,918
Rent collected as a percentage of the rent receivable	98.7%	98.4%

EMPTY HOMES	Birmingham	Shropshire	Bournville Almshouse Trust
Total number of empty properties as at 31 December 2004	29	6	0
Empty awaiting repair, inspection, modernisation	29	6	N/A
Empty awaiting letting	0	0	N/A
Average period a property stood empty	55 days	67 days	N/A